







## Silicone Upholstery Fabric Sewing Recommendations

### 100% Pure Silicone and Hybrid Silicone Fabrics

Silicone Upholstery Fabrics are the ultimate in coated-fabric technology. We recommend using the following commercial sewing procedures:

1. 6 stitches or 7 stitches per inch
2. Size 30 thread with a #18 needle (see picture 2) or
3. Size 20 thread with a #19 needle
4. Nylon, Polyester, Nomex, or Kevlar thread
5. Needle should be Schemtz SD1 Series (or equal) for sewing
6. Or a #19 - D1 Series (or equal) suitable for wire pressing process
7. Add a lock stitch to protect sewing
8. Make sure timing on sewing machine is calibrated otherwise it will cause needle drag on the way out of the hole.
9. Avoid machines with sharp edges on pressor foot, it will cut the fabric.

Recommendation of thread and needles			
Brand	SCHMETZ (or equal) The recommended needle brand is only an example, you can use another similar brand.		
Series	SD1		D1
Needle Size	#120/19 (134-35 SD1) (2134-35 SD1) (DP X 35 SD1)	#110/18 (135 X 17 SD1) (DP X 17 SD1)	#120/19 (134-35 D1) (DP X 35 D1)
			
Seam Types	Superimposed Seam 		Lapped Seam/ Decorative Seam 
Thread Size	Tex 20 / V20	Tex 30 / V30	Tex 20 / V20



[www.AgileFabrics.com](http://www.AgileFabrics.com)

1655 N Mayfair Rd #13051  
 Milwaukee WI 53226  
 (877) 893-6296  
 AndyS@AgileFabrics.com